

AVerMedia

AVerCaster SE510

SE510

English

User Manual

Disclaimer

All the screen shots in this documentation are only example images. The images may vary depending on the product and software version. Information presented in this documentation has been carefully checked for reliability; however, no responsibility is assumed for inaccuracies. The information contained in this documentation is subject to change without notice.

Copyright and Trademark Information

© 2015 by AVerMedia Technologies, Inc. All rights reserved. No part of this publication, in whole or in part, may be reproduced, transmitted, transcribed, altered or translated into any language in any form by any means without the written permission of AVerMedia Technologies, Inc. Information and specification contained in this manual are subject to change without notice and do not represent a commitment on the part of AVerMedia.

For more information, please refer to www.avermedia.com.

AVerMedia and NexStream are trademarks or registered trademarks of AVerMedia Technologies, Inc.

Headquarters

Address No.135, Jian 1st Rd., Zhonghe Dist., New Taipei City 23585, Taiwan

Website <http://solutions.avermedia.com/professional>

Support TechSupport@avermedia.com

Telephone +886-2-2226-3630

Edition: 1.0

Date: 08/26/2015

Table of Contents

About This Manual	2
Introduction	3
Getting Started	4
Management Interface	6
Configurations for Streaming	7
Watching Streaming Contents – VLC	9
Watching Streaming Contents – Ustream	10
Settings	12
Updating Firmware (PC Only)	14

About This Manual

This manual instructs users on how to set up, configure and use an AVerCaster SE510 (or SE510) streaming box and NexStream application to stream HDMI or composite signals to a number of users in an IP network.

This manual is intended for system administrators or system integrators who want to use IP stream services with SE510s. The manual assumes readers are familiar with basic networking and streaming concepts. The purpose of this document is to provide readers an overview of some main functions of the SE510 interfaces and some basic instructions on how to set up streaming tasks and how to watch streaming contents with supported media players.

Introduction

The AVerCaster SE510, developed by AVerMedia, is the solution to provide top-notch functions from HDMI and Composite inputs to IP streaming services.

The following includes some basic information about the AVerCaster SE510, such as specifications, network considerations, compatible clients, etc.

Input Signals	HDMI Composite (CVBS) with RCA L/R audio
Output Signals (for preview)	HDMI Composite (CVBS) with L/R audio, in 3.5 mm adapter
Input Video Format	Auto-detected CVBS: 480i, 576i HDMI: 480p, 576p, 720p24/25/50/60, 1080i50/60, 1080p24/25/30
Input Audio Format	Analog from RCA HDMI embedded: 16/20/24 bit LPCM 32/44.1/48K sample rate
Encoded Video Format	H.264 High/Main/Baseline profile Resolution 320x240–1920x1080 Frame rate 24, 25, 30, 50, 60, depending on input signal Bit rate 500 Kbps–8 Mbps
Encoded Audio Format	AAC-LC mono/stereo Bit rate 64–512 Kbps
Streaming protocols	RTMP publish HLS pull-mode (for preview)
Physical Buttons	Start/stop streaming Reset to factory default WIFI 2.4 G / 5 G switch
Ethernet	RJ45 port supporting 10/100 Mbps links Static/DHCP/Auto IP assignment
WIFI	802.11 a/b/g/n, 2.4 G / 5 G Access point and client mode simultaneously
Operating Environment	Temperature: 0–50°C/32–122°F Humidity: 0–80%RH
Storage Environment	Temperature: -30–65°C/-22–149°F Humidity: 0–90% RHNC
Power	12 V / 1.5 A: 18 W Maximum
Weight	380 g
Dimensions	132 mm (W) x 218 mm (L) x 43 mm (H)
Administration	Web UI supporting IE, Firefox, Safari, Chrome browser Finder APP supporting iPad, Android Pad, Windows, Mac OS HTTP+JSON API for integration and remote control
Supported Clients & Software	VLC Media Player for Windows, Linux, or Mac AVerMedia CMS & AVerReceiver Wowza Adobe Media Server

Getting Started

You can capture HDMI or composite signals from an external AV input source. You can also decide the environment and streaming conditions of each input signal. Please note that HDCP-protected video cannot be streamed.

The following is a brief overview of the steps to set up IP streaming.

Step 1: Install your SE510

Before using your SE510, make sure the device is properly connected and powered-on. Please refer to the Quick Installation Guide in the package for hardware installation. To make sure the traffic of streaming is not blocked, turn off your firewall or security programs beforehand.

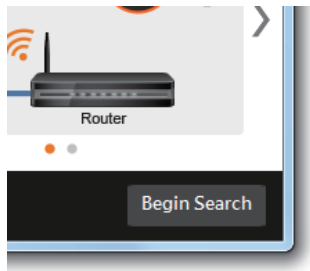
Step 2: Install NexStream

Before streaming, install NexStream from the installation CD on your PC/Mac or download the NexStream app to your mobile device to set up your SE510.



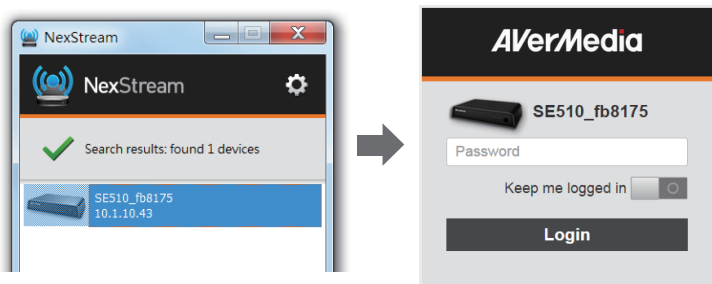
Step 3: Detect your SE510

Run NexStream and click **Begin Search** to find your SE510. Your PC/Mac/smart device and SE510 must be under the same local area network.



Step 4: Log In to NexStream

After your SE510 is found, click it to enter NexStream. When the login page appears, enter your password. (Default password: avermedia)



Step 5: Start streaming

See next section for more details.

Other Support

For more support, email us at TechSupport@avermedia.com.

Management Interface

NexStream allows administrators to manage and set up the IP streaming service. After logging in the system, you can see the management interface. The functions of each sections are as follows:



1	Video and audio input selection
2	Device name
3	Settings (language, time/date, password, firmware update, etc.)
4	Refresh button
5	Preview screen
6	Streaming platform and settings
7	Streaming quality and settings
8	Stream/Stop button

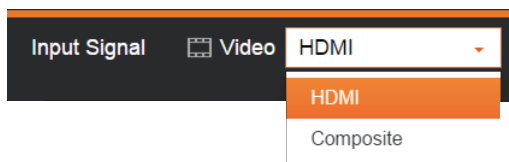
Configurations for Streaming


The SE510 supports two types of sources – HDMI and Composite.
Please see the the following instructions on how to stream properly.

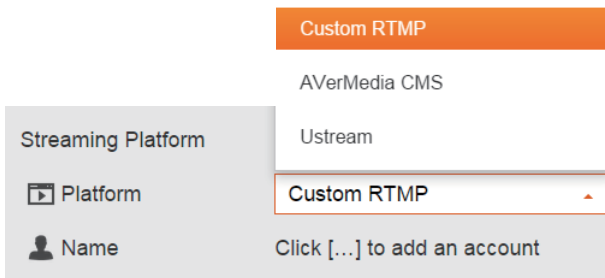
Setting Up Live Streaming

Before setting up, make sure that an HDMI or a composite source is connected to the corresponding port on the back of the device.

Step 1: Select a signal as video input.

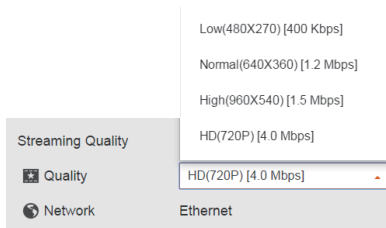


Step 2: Select a Streaming Platform from the drop-down menu. Or click  to add a custom account.

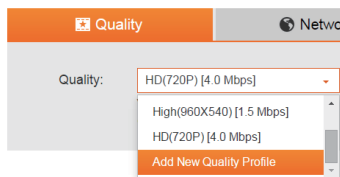


Make sure to enter all the required fields properly when setting up a custom RTMP account.

Step 3: Select a streaming quality for your content.



Or click  to add a new quality profile.



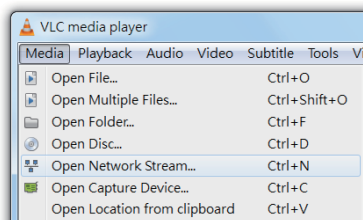
Step 4: Click  to start streaming.



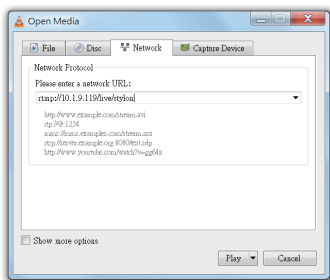
Watching Streaming Contents – VLC

You can watch streaming contents on popular media player like VLC media player.

Step 1: Open VLC and go to **Media > Open Network Stream...**




Step 2: Under the **Network** tab, enter your RTMP broadcast address then click **Play** to start watching. (During RTMP streaming, the broadcast address might be different, please consult your CDN administrator.)

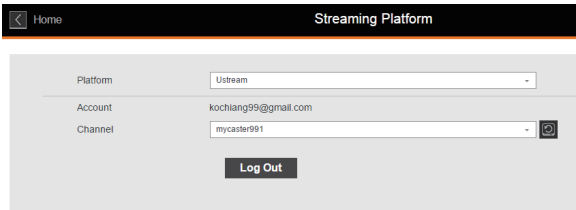


Watching Streaming Contents – Ustream

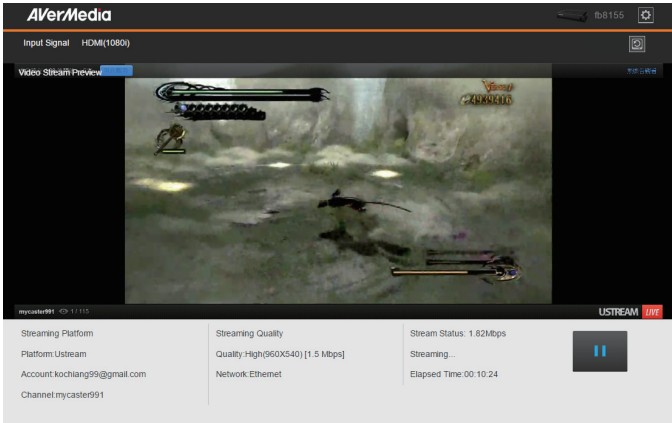
AVerCaster SE510 allows you to broadcast on UStream.

Step 1: Go to Streaming Platform and click .

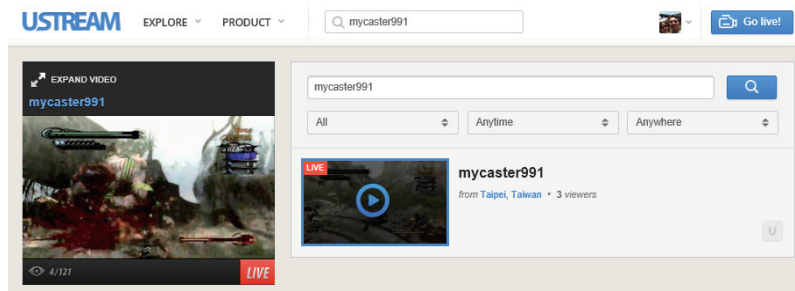
Step 2: Select UStream as your streaming platform and log in to your Ustream account.



Step 3: Click  to start streaming.




Step 4: Search the channel name on Ustream.com and start enjoying the live streaming on Ustream.



The screenshot shows the Ustream website interface. At the top left is the USTREAM logo, followed by navigation links for EXPLORE and PRODUCT. A search bar contains the text 'mycaster991'. To the right of the search bar is a profile picture icon and a 'Go live!' button. Below the search bar, there are three filter dropdown menus: 'All', 'Anytime', and 'Anywhere'. The main content area features a large video player on the left with the channel name 'mycaster991' and a 'LIVE' indicator. On the right, there is a search result card for 'mycaster991' from Taipei, Taiwan, with 3 viewers, and a play button icon.

Note: When encountering streaming difficulties, you can test your bandwidth with the Ustream Network Test Tool and obtain recommended encoding. Link: <https://ustream.zendesk.com/entries/22962268-Internet-connection-and-recommended-encoding-settings#bandwidth>

Settings

Click  to access various settings that are listed below.

Select Language (PC Only)

Language

English

Set Time and Date

Time Zone

GMT+08:00 Taipei Time

Date (YYYY-MM-DD)

2015-6-5 

Current Time (HH:MM)

15 : 41

Edit Device Name

Name

Test

The name will become the SSID: SE510_Test

Change Password

Current Password

New Password

Confirm Password

Update Firmware

Firmware Version : 1.1.5.1

No file chosen

Download new firmware from [Product Page](#) , or contact [Technical Support](#)

Restore Factory Defaults



This will erase all contents and settings, are you sure you want to restore NexStream to factory settings?

Report Problems

Please send system data back to [Technical Support](#)

Logged Period : 2015/06/05 14:38:44~2015/06/05 15:51:58

Refresh



Date	Level	Content
2015/06/05 15:51:58	Information	Get log backup : SE510_20150605 ^
2015/06/05 15:50:00	Error	Streaming task handle failed!
2015/06/05 15:49:58	Information	Stop task[1]
2015/06/05 15:47:00	Information	Start task[1]
2015/06/05 15:47:00	Information	Set device task ("id":1,"streamId":1
2015/06/05	Information	Stop task[1]

Download Log

Close

To report problems, click **Download Log** and email your downloaded log files to us at TechSupport@avermedia.com.

Updating Firmware (PC Only)

Step 1: Click  to pull down **Settings** and select **Update Firmware**.

Step 2: Click **Product Page** to download the latest firmware.

Step 3: Click **Choose File** and select the downloaded firmware file.

Step 4: Click **Update** to begin.

Note: Do not operate the device or remove network cable during firmware update as they will cause malfunction to the device.

Limited Warranty

AVerMedia warrants that the Product is free from defects in material and/or workmanship under normal use.

AVerMedia does not warrant that the operation of the Product will be uninterrupted or error-free. The Limited Warranty does not cover:

- The warranty period has expired;
- Product that has (a) serial numbers or the warranty sticker that have been removed, tampered, damaged or altered, or (b) nonconforming.
- Product purchased from an unauthorized distributor;
- Product has been tested, altered, modified, repaired or serviced by someone other than AVerMedia (or its authorized service centers);
- Failure to adhere to user's manual.
- Product that are operated in combination with third party's software which may be obtained by user or provided by AVerMedia in the product packaging.
- Product that are operated in combination with third party's device(s)/equipment(s), or the damage is caused from computer viruses
- Damage caused by (a) misuse, abuse, neglect, improper use of the physical or operating environment (such as the exterior ruptures, moisture, exposure to temperature, high or low humidity, power overload, placement subject to extreme environments that include a lack of ventilation or stacking, throwing, soakage, etc.) or modification; (b) improper or unauthorized installation, wiring, repair, testing; (c) use of the Product outside AVerMedia published guidelines; (d) accident, fire, acts of God or force majeure such as natural disasters, environmental distress, or lightning; power surges; (e)improper maintenance or failure to use the information content in accordance with the Product.
- Other than the above, similar circumstances not attributable to AVerMedia.

Warranty Period

The term of the warranty begins from the date of purchase. Your dated sales receipt showing the date of purchase is the proof of purchase. The warranty period varies by product and is generally 1 or 2 years; consult your original AVerMedia product packaging or user information provided by AVerMedia and local in-country distributor at the time of purchase for the warranty term specific to your product ("Warranty Period").

How to Obtain Warranty Service – Contact your local in-country distributor

- To obtain warranty service, an original or copy of the sales receipt from the original retailer is required.
- A separate warranty may be provided by international distributors. This warranty is provided by the local in-country distributor and this distributor provides local service for your device. Distributor warranties are only valid in the area of intended distribution.
- When a Product or part is replaced, the replacement item becomes your property and the returned product or part becomes the property of AVerMedia or its distributor.

Usage of Personal Contact Information

If you obtain service under this warranty, you agree to and fully authorize AVerMedia or its distributor to store, use, and handle information related to the warranty service, as well as your personal contact information, including but not limited to your name, phone number, address, and email. AVerMedia or its distributor requires this information to perform the necessary service set forth by this warranty. For warranty service and outcome satisfaction, AVerMedia reserves the right to contact you in order to understand the problems that occur during usage of the product; the company may also notify you about any product recalls or safety issues. To

achieve satisfactory results, you agree to fully license AVerMedia to transfer his/her customer information to the country or region of the original purchase. This allows AVerMedia to undertake the scope of product or parts maintenance of the warranty service. AVerMedia may also disclose this information under certain legal requirements.

How to provide Warranty Service

Services may vary by geographic region, please contact AVerMedia or its distributor for a response regarding the appropriate services for your Product. The Warranty Service may be provided by the following types.

a. Customer Delivery Service

According to "Customer Delivery Service," the customer must pay for their own product to be delivered to a designated service center for repair or replacement, and all risks are borne by the customer. The customer may retrieve the product after the repair or replacement process has been completed. Should the customer fail to collect the product, the company will handle the product as it sees fit without incurring any liability.

b. Mail-In Service

According to "Mail-In Service," customers will be required to pay for their own products to be mailed to a designated service center for repair or replacement, and all the risks are borne by the customer. After the product has been repaired or replaced, AVerMedia will send the product back to the customer at their own expense and bear all risks, except where otherwise specified by service dealers.

c. Customers' Two-Way Mail Service

According to "Customers' Two-Way Mail Service," customers will be required to pay for their own product to be delivered to a designated service center for repair or replacement, and all the risks are borne by the customer. After the product has been repaired or replaced, the product will be returned to the customer, for which all delivery and other risks are borne by the customer. If the customer fails to arrange for the return transport of the product, the company will handle the product as it sees fit without incurring any liability.

No On-Site Service

AVerMedia and its distributor do not provide on-site service, including but not limited to, installation, maintenance, instructing, troubleshooting problems, the usage of the product or the warranty service. In the event that calling, updating software, or other means fail to resolve the issue, AVerMedia and its distributor will arrange warranty service as specified under "Scope of Warranty Services (a)."

Limitation of Liability

AVerMedia accepts responsibility for the damage of loss of products only under the following circumstances: when the company has a product in store or when a product is being transported by the company.

If any information contained in the product (including confidential information, proprietary information, or personal information) is missing or revealed, AVerMedia or its service dealers are without responsibility.

Under any circumstances, if the solutions proposed under the warranty have not fulfilled its basic purpose, AVerMedia, its subsidiaries, suppliers, and dealers do not assume any burden of liability: (a) loss, damage, or disclosure of client data; (b) special damages, incidental damages, punitive damages, or consequential damages, including but not limited to loss of profits, loss of business revenue, goodwill, or anticipated damage to balance loss, and even if the possibility has been raised, whether the claim is based on contract, warranty, negligence, strict liability, or other liability. Under the circumstances that AVerMedia, its subsidiaries, suppliers and distributors assumes responsibility for damages caused by any reason, the amount of its total liability shall not exceed the actual payable of direct damages, nor shall it exceed the amount paid by the customer for the product.

Prejudice to the foregoing restriction does not apply to personal injury or death caused by injury, nor does it apply to the compensation required by law for AVerMedia to assume with regards to real or tangible property.

Where the law does not exclude or limit incidental or consequential damages, the above limitations or exclusions may not apply to the customer.

Other rights

This warranty provides the customer with specific legal rights. The customer may be subject to jurisdiction in accordance with the relevant laws in his or her district, but the customer is subject to the laws and regulations that govern the country or state where the product was originally purchased. This warranty does not affect any legal rights, including the limitations or exclusions laid out by this contract; instead, the control of the consumer goods sold is governed by the relevant laws or regulations born of consumer rights.

End User License Agreement

Do not install or use the software until you have read and accepted all of the license terms. Permission to use the software is conditional upon your agreeing to the license terms. Installation or use of the software by you will be deemed to be acceptance of the license terms. Acceptance will bind you to the license terms in a legally enforceable contract with AVerMedia.

1. SOFTWARE LICENSE AND LIMITED WARRANTY

This is an agreement between you, the end user, and AVerMedia ONLY. By using this software, you agree to become bound by the terms of this agreement. IF YOU DO NOT AGREE TO THE TERMS OF THIS AGREEMENT, PLEASE DO NOT USE THIS SOFTWARE AND PROMPTLY REMOVE IT FROM YOUR AVerMedia Product.

2. GRANT OF LICENSE

Subject to the terms and conditions of this Agreement, AVerMedia grants you a non-exclusive, non-transferable right to (i) use the Software on the AVerMedia Product and (ii) use all electronic or written user guides, manuals, literature, drawings, materials and other documentation for and related to the Software generally made available by AVerMedia to end users ("Documentation"), solely during the term of this Agreement.

The license granted you by AVerMedia is solely for your personal, legal, non-commercial use and connected to an audiovisual source that you are lawfully entitled to access.

All websites, corporate names, service marks, trademarks, trade names, logos and domain names (collectively "Marks") of AVerMedia are and shall remain the exclusive property of the AVerMedia. Nothing in this Agreement shall grant you the right or give you permission to use or reproduce any of these Marks.

3. OWNERSHIP AND RESTRICTIONS

Terms and conditions hereof do not constitute a sale of the Software or any copy of the Software. It is AVerMedia and its licensors that retain all worldwide ownership of the rights, title and interest in and to the Software, and all copies and portions thereof, the Service and the Documentation, including without limitation, all copyrights, moral rights, trademark rights, trade secret rights and other proprietary rights therein and thereto, regardless of the form or media in or on which the Software, the Service, the Documentation or copies may exist.

YOU AGREE THAT THE SOFTWARE WILL BE USED SOLELY FOR YOUR OWN PRIVATE AND PERSONAL PURPOSES, AND YOU WILL NOT PUBLICLY SHOW OR OTHERWISE MAKE AVAILABLE TO THE PUBLIC OR ANY UNAUTHORIZED PERSON ANY CONTENT DELIVERED THROUGH THE SOFTWARE. YOU WILL NOT ENCOURAGE OR INDUCE ANY AVERMEDIA USERS TO VIOLATE THE TERMS OF THEIR LICENSE AGREEMENT WITH AVERMEDIA, INCLUDING WITHOUT LIMITATION BY MAKING AVAILABLE TECHNOLOGY OR SERVICES DESIGNED TO FACILITATE SUCH VIOLATIONS.

You may make one copy of the Software solely for backup purposes. You must reproduce and include the copyright, trademark and proprietary notices on the backup copy. AVerMedia reserves all rights not expressly granted to you. This Software and the use of the Service and the Documentation are licensed only to you and may not be transferred to anyone without the prior written consent of AVerMedia. Any authorized transferee of the Software shall agree in writing to be bound by the terms and conditions hereof. In no event may you loan, rent, time-share, sublicense, assign, transfer, lease, sell or otherwise dispose of the Software on a temporary or permanent basis except as expressly provided herein. This Agreement shall benefit AVerMedia and its successors and assigns. You may not modify, adapt, translate, reverse engineer, decompile, disassemble or create derivative works from the Software.

All logos and product names appearing on or in connection with the Software or the Service, and any other materials provided with the Software, if any, are proprietary to AVerMedia or its licensors and/or suppliers. You agree never to remove any proprietary notices or product identification labels from the Software or the Documentation, if applicable. You agree to use the Software and the Service in a manner consistent with any and all applicable laws and regulations and you agree that AVerMedia shall have no duty to and shall not investigate your use of the Software and the Service or right to use the Software and the Service. You agree to

indemnify AVerMedia against any claims that your use of the Software and/or the Service violates the rights of any third party or any applicable laws and/or regulations of any jurisdictions, except to the extent the Software infringes any patent, copyright or trade secret of a third party.

You may not share your user password, registration ID or similar identifier, if any, used in connection with the Software (each a "Password") with any third party. Similarly, you may not use any third party's Password.

The Installable Software, including but not limited to the source code and the specific design and structure of individual modules or programs, constitute or contain trade secrets of AVerMedia and third parties.

You shall not disassemble, decompile, "hack" into, or otherwise reverse engineer the Installable Software in whole or in part, or permit or authorize a third party to do so, except to the extent such restrictions are expressly prohibited by applicable law.

Some jurisdictions require that users obtain a television license to receive television programming. You are solely responsible for obtaining and paying for such a license in addition to any cable, satellite or access fees that may be applicable, and you shall comply with the terms and conditions of your cable or satellite provider or television licensing authority. Check with any television licensing authorities in your local jurisdiction for more information.

4. UPGRADES

If this copy of the Software is an upgrade from an earlier version of the Software, it is provided to you on a license exchange basis. Upon your installation and use of this copy of the Software, you agree to voluntarily terminate your earlier EULA and you will not continue to use the earlier version of the Software or transfer it to another person or entity.

This Agreement will govern any upgrades AVerMedia releases to replace and/or supplement the original software, unless such upgrade is accompanied by a different license terms. In such case the terms of that license terms will prevail.

5. USE OF PICTURES LICENSED BY THIRD PARTIES

You may use pictures, if any, provided in the SOFTWARE, which may be licensed from third parties, to demonstrate or complete your work created by the use of the SOFTWARE; provided that you should not use the pictures in any illegal or immoral manners, nor shall you grant your right to use to any third party. AVerMedia does not provide any warranty or representation to these pictures from third parties.

6. SUPPORT

If you encounter any problems using the Software, please visit <http://www.avermedia.com> for support information. During the applicable warranty period, AVerMedia will use reasonable efforts to respond to any problems you may encounter using the Software.

7. CONTENT

You acknowledge and agree that the Software and the Service enable you to personally access and use digital content that you have stored on your mobile phone or electronic gadgets or regularly access on the Web. You further acknowledge and agree that it is your sole responsibility to determine that you have all rights necessary under Copyright law to store and view and use the selected digital content through the use of the Software and the Service, and to ensure that you use the Software and the Service in compliance with any and all restrictions placed on your use of such digital content, whether such restrictions are imposed by the digital content owners or by your service providers.

8. LIMITED WARRANTY

THIS SOFTWARE AND ACCOMPANYING DOCUMENTATION (INCLUDING INSTRUCTIONS FOR USE) ARE PROVIDED "AS IS" WITHOUT WARRANTY OF ANY KIND. FURTHER, AVERMEDIA DOES NOT WARRANT, GUARANTEE, OR MAKE ANY REPRESENTATIONS REGARDING THE USE, OR THE RESULTS OF USE, OF THE SOFTWARE OR DOCUMENTATION IN TERMS OF CORRECTNESS, ACCURACY, RELIABILITY,

CURRENTNESS, OR OTHERWISE. THE ENTIRE RISK AS TO THE RESULTS AND PERFORMANCE OF THE SOFTWARE IS ASSUMED BY YOU. IF THE SOFTWARE OR DOCUMENTATION IS DEFECTIVE, YOU, AND NOT AVERMEDIA OR ITS DEALERS, DISTRIBUTORS, AGENTS, OR EMPLOYEES, ASSUME THE ENTIRE COST OF ALL NECESSARY SERVICE, REPAIR OR CORRECTION.

AVERMEDIA DISCLAIMS ALL OTHER WARRANTIES, EITHER EXPRESS OR IMPLIED, INCLUDING BUT NOT LIMITED TO THE IMPLIED WARRANTIES OF MERCHANTABILITY, FITNESS FOR A PARTICULAR PURPOSE AND NONINFRINGEMENT, REGARDLESS OF WHETHER IT IS MADE BY AVERMEDIA, ON THIS AVERMEDIA PRODUCT. AVERMEDIA DOES NOT WARRANT THAT THE SOFTWARE WILL BE UNINTERRUPTED OR ERROR-FREE. NO ORAL OR WRITTEN INFORMATION OR ADVICE GIVEN BY AVERMEDIA, ITS DEALERS, DISTRIBUTORS, AGENTS OR EMPLOYEES SHALL CREATE A WARRANTY OR IN ANY WAY INCREASE THE SCOPE OF THIS WARRANTY AND YOU MAY NOT RELY ON ANY SUCH INFORMATION OR ADVICE.

9. EXPORT

You may not use or otherwise export or re-export the software except as authorized by United States law and the laws of the jurisdiction in which the software was obtained. The software may not be exported or re-exported (a) into any U.S. embargoed countries or that has been designated by the U.S. Government as a "terrorist supporting" country or (b) to U.S. Government list of prohibited or restricted parties. By using the software, you represent and warrant that you are not located, under control of, any such country or on any such list. You also agree that you will not use these products for any purposes prohibited by United States law, including, without limitation, the development, design, manufacture, or production of nuclear, missile, or chemical or biological weapons.

10. LIMITATION OF LIABILITY

IN NO EVENT WILL AVERMEDIA OR ITS AFFILIATES, SUPPLIERS, LICENSEES, DISTRIBUTORS, AND/OR LICENSORS BE LIABLE FOR ANY INDIRECT, SPECIAL, INCIDENTAL, ECONOMIC, COVER, OR CONSEQUENTIAL DAMAGES ARISING OUT OF THE USE OF OR INABILITY TO USE THE SOFTWARE OR THE SERVICE, THE DOCUMENTATION, OR RELATED ON-LINE SUPPORT OR OTHER TECHNICAL SUPPORT, OR RESULTING FROM UNAUTHORIZED ACCESS TO OR ALTERATION OF YOUR DATA OR TRANSMISSIONS, INCLUDING, WITHOUT LIMITATION, DAMAGES OR COSTS RELATING TO THE LOSS OF PROFITS, BUSINESS, GOODWILL, DATA, OR COMPUTER PROGRAMS, EVEN IF ADVISED OF THE POSSIBILITY OF SUCH DAMAGES. THESE LIMITATIONS APPLY TO ALL CAUSES OF ACTION IN THE AGGREGATE, INCLUDING, WITHOUT LIMITATION, BREACH OF CONTRACT, BREACH OF WARRANTY, AVERMEDIA'S NEGLIGENCE, STRICT LIABILITY, MISREPRESENTATION AND OTHER TORTS. BECAUSE SOME JURISDICTIONS DO NOT ALLOW THE EXCLUSION OR LIMITATION OF LIABILITY FOR CONSEQUENTIAL OR INCIDENTAL DAMAGES, THE ABOVE LIMITATION MAY NOT APPLY TO YOU.

11. INDEMNITY

You shall indemnify AVerMedia, its employees and agents from and against all costs, claims, demands, expenses, fines, penalties and liabilities whatsoever which may be made against, sustained, paid or incurred by AVerMedia, its employees or agents as a direct or indirect result of your breach of this Agreement, negligence, breach of statutory duty or other act or omission.

You agree to bear the full, complete, and sole responsibility for using the Software of any purpose. You also agree to indemnify and hold AVerMedia harmless from any claims, proceedings, damages, costs, and expenses resulting from your use of the SOFTWARE for any illegal purpose.

12. TERM AND TERMINATION

This Agreement is effective on the date you download or install the Software and with respect to the use of the Software, unless earlier terminated, continues for the duration of AVerMedia's copyright rights in the Software. This Agreement will terminate automatically without notice from AVerMedia if you fail to comply with any provision of this Agreement. In addition, AVerMedia may cancel or suspend your registered user account for the Service at any time, without cause and/or without notice. AVerMedia may terminate and/or suspend your user account immediately, without notice, if there has been a violation of this Agreement and such other policies and

terms posted on the Services. You may terminate this Agreement at any time, you shall destroy the Software and the Documentation and all the copies thereof and remove and delete the Software from your hard disk or other storage device.

13. CHOICE OF LAW

This Agreement will be governed by and construed in accordance with the substantive laws in force: (a) in the State of California, if a license to the Software is obtained when you are in the United States, Canada, or Mexico; or (b) in Taiwan, if a license to the Software is obtained when you are in Japan, China, Korea, or other Southeast Asian country where all official languages are written in either an ideographic script (e.g., hanzi, kanji, or hanja), and/or other script based upon or similar in structure to an ideographic script, such as hangul or kana; or (c) England, if a license to the Software is purchased when you are in any other jurisdiction not described above. The respective courts of Santa Clara County, California when California law applies, Taipei District Court in Taiwan, when Taiwanese law applies, and the competent courts of England, when the law of England applies, shall each have non-exclusive jurisdiction over all disputes relating to this Agreement. This Agreement will not be governed by the conflict of law rules of any jurisdiction or the United Nations Convention on Contracts for the International Sale of Goods, the application of which is expressly excluded. The parties expressly disclaim application of the United Nations Convention on Contracts for the International Sale of Goods.

14. FEEDBACK

At AVerMedia's request, you may provide AVerMedia with written or oral report(s) of the results of your evaluation of the Service of the Software, including, but not limited to, a report of any errors which Licensee has discovered in any aspect of the Service of the Software or related documentation. Such reports, and any other materials, information, ideas, concepts, feedback and know-how provided by you to AVerMedia concerning the Software and/or the Service ("Evaluations") will be the property of AVerMedia. You agree to assign, and hereby assigns, all right, title and interest worldwide in the Evaluations, and the related intellectual property rights, to AVerMedia and agree to assist AVerMedia, in perfecting and enforcing such rights.

15. MISCELLANEOUS

You acknowledge that you have read this Agreement, understand it and agree to be bound by its terms and conditions. You also agree that this Agreement is the complete and exclusive statement of agreement between the parties and supersedes all proposals or prior or contemporaneous oral or written agreements and any other communications between the parties relating to the subject matter of this Agreement. No waiver of any right under this Agreement shall be deemed effective unless contained in writing and signed by a duly authorized representative of AVerMedia, and no waiver of any past or present right arising from any breach or failure to perform shall be deemed to be a waiver of any future right arising under this Agreement. If any provision in this Agreement is invalid or unenforceable, that provision shall be reformed to the maximum extent allowed by law to reflect the same economic effect as the invalid or unenforceable provision, and the other provisions of this Agreement shall remain in full force and effect. The section headings appearing in this Agreement are for the convenience of the parties and do not define or limit the scope or intent of such sections. No modification of this Agreement shall be binding unless it is in writing and signed by authorized representatives of both parties.

Any localized version of the EULA is for reference only. In case of inconsistencies between the localized version and the English version, the English version will prevail.



European Community Compliance Statement

Class B

This product is herewith confirmed to comply with the requirements set out in the Council Directives on the approximation of the laws of the Member States relating to Electromagnetic Compatibility Directive (EMC) 2014/30/EU, Low Voltage Directive (LVD) 2014/35/EU and Energy-related Products Directive (ErP) 2009 / 125 / EC.

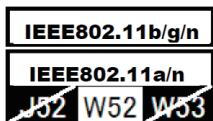


VCCI Class B Statement

この装置は、クラスB情報技術装置です。この装置は、家庭環境で使用することを目的としていますが、この装置がラジオやテレビジョン受信機に近接して使用されると、受信障害を引き起こすことがあります。

取扱説明書に従って正しい取り扱いをして下さい。

VCCI-B



5GHz Band : Indoor use only



Waste Electrical and Electronic Equipment Directive

The mark of crossed-out wheeled bin indicates that this product must not be disposed of with your other household waste. Instead, you need to dispose of the waste equipment by handing it over to a designated collection point for the recycling of waste electrical and electronic equipment. For more information about where to drop off your waste equipment for recycling, please contact your household waste disposal service or the shop where you purchased the product.



Model No.: SE510
MADE IN TAIWAN